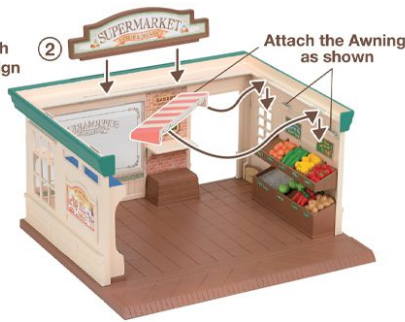




2 Options to attach the Supermarket sign

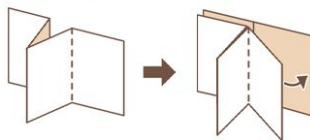


Attach the Awning as shown

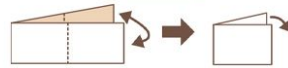
Attach the Fruit sign as shown



Place the loose Fruit & Vegetable pieces into the matching batch



Fold each Magazine as shown



Fold Supermarket Points Card as shown

Assembling boxes



Fold along the dotted lines

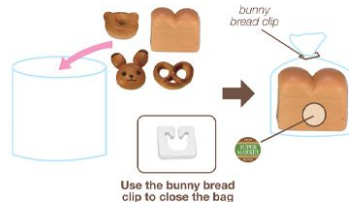
Fold up each side as shown



Assemble Bakery Box as shown

Place Bread or Pretzels into the box as shown

Place Bread or Pretzels into the plastic bag as shown



Use the bunny bread clip to close the bag

Apply stickers as shown

